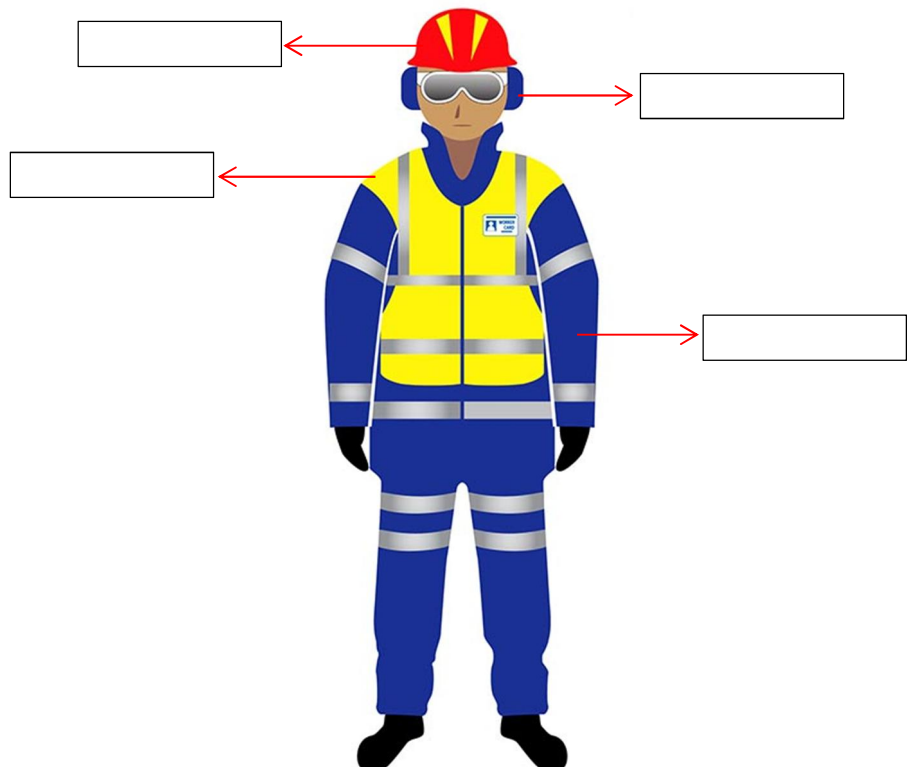












1. Look at the pictures and write the PPE next to the numbers.













2. Complete the chart. Look at the picture and write what you see. (A PPE, a body part or a hazard). Then, write an example with the words. Use singular and plural forms.

PICTURE	ENGLISH WORD / PHRASE	EXAMPLE
<i>Example</i> 	<i>Coverall</i>	<i>Coveralls <u>protect</u> the body <u>from</u> burns.</i>
		
		
		
		
		
		
		



		
		
		
		
		
		
		
 <p>rope harness</p>		
