



Term Exam II – Unit 2: PPE

Deadline: 18th June 2021 (6:30 pm)

Name/s:

1. Read the safety poster and then mark the following statements as true (T) or false (F).



Working with electrical wiring is often dangerous. The proper safety equipment can save your life. Remember these tips:

- 1 Always protect your head, eyes, hands and feet. Never work without wearing the following items:
 - a A **hard hat**
 - b A pair of **leather gloves**
 - c **Steel toe boots**
 - d **Safety glasses**

- 2 On the job, there is sometimes danger of **electric shock** or explosion. In these cases, dress properly. Wear the following:
 - a An **arc shield**
 - b **Arc flash clothing**
 - c **Electrical hot gloves**

- 3 When working with live wires, be extra careful. Protect yourself from shocks. Use an **arc flash blanket** and stand on a **rubber mat**. Finally, hold onto a **hot stick**. _____



- A. Safety glasses should be worn if needed. _____
- B. Arc flash clothing helps if there is an explosion. _____
- C. Hold a hot stick when working with dead wires. _____

2. Match the words (1-7) with the definitions (A-G).

- 1 __ arc shield
- 2 __ rubber mat
- 3 __ hot stick
- 4 __ safety glasses
- 5 __ electrical hot gloves
- 6 __ arc flash blanket
- 7 __ arc flash clothing

- A clear glasses that are made of thick plastic
- B a blanket used to protect from explosions or shock
- C a fiberglass rod that protects from shocks
- D gloves made of rubber that protect from shocks
- E a mat made of rubber that electricians stand on
- F pants, shirts, jackets, and shoes designed to protect from shocks or explosions
- G a protective plastic shield for the eyes and face

3. What PPE are these workers wearing?



- 1.
- 2.
- 3.
- 4.
- 5.



- 1.
- 2.
- 3.













- 1.
- 2.
- 3.



- 1.
- 2.
- 3.
- 4.
- 5.



4. Look at the pictures and match the safety equipment with its definition.

SAFETY EQUIPMENT	DEFINITION
1) A protective mask 	a) handles heavy materials and protects the back.
2) Safety shoes 	b) avoids the worker falling.
3) Ear protectors 	c) protects the body against welding work.
4) A protective apron 	d) protects ears against noise.
5) A safety harness 	e) protects from inhaling harmful air particles as dusts, vapours, fumes and gases.
6) Safety gloves 	f) provide protection to the eyes.
7) A safety helmet 	g) protects the head from accidental injury.
8) Knee pads 	h) handles heavy materials such as breeze-blocks, beams and avoids injuries.
9) A dorsal belt 	i) protect the feet from accidental injury.
10) Safety goggles 	j) protect knees on the ground while working.



5. Look at the picture and complete the chart.

PICTURE	PPE	BODY PART	EXAMPLE
			
			
			
			
			